

Bone & Joint Research



Supplementary Material

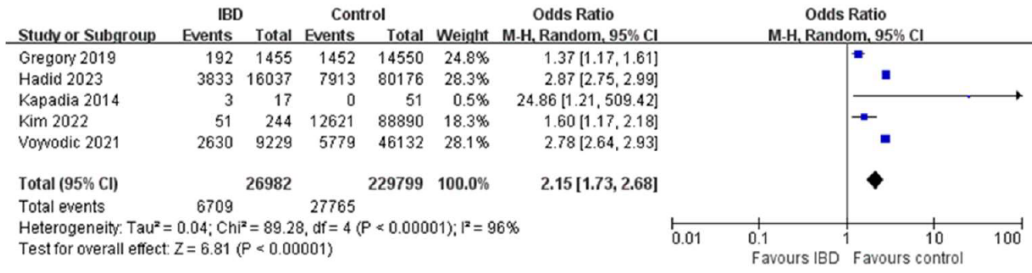
10.1302/2046-3758.126.BJR-2022-0394.R1

Table i. Comparison of postoperative complications in patients with inflammatory bowel disease and control subjects.

Metrics	Number of studies	OR (95% CI)	p-value
Overall complications	6	2.11(1.67 to 2.66)	< 0.001
Medical complications	5	2.15 (1.73 to 2.68)	< 0.001
Surgical complications	5	1.43 (1.21 to 1.70)	< 0.001
Pneumonia	4	2.08 (1.47 to 2.96)	< 0.001
Joint infection	6	1.47 (1.25 to 1.73)	< 0.001
Urinary tract infection	4	2.09 (1.69 to 2.58)	< 0.001

All odds ratios (ORs) are presented with 95% confidence intervals (CIs) using the Cochran-Mantel-Haenszel test.

A



B

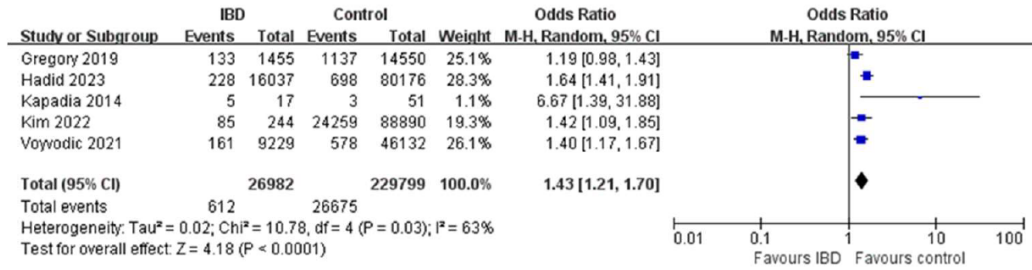
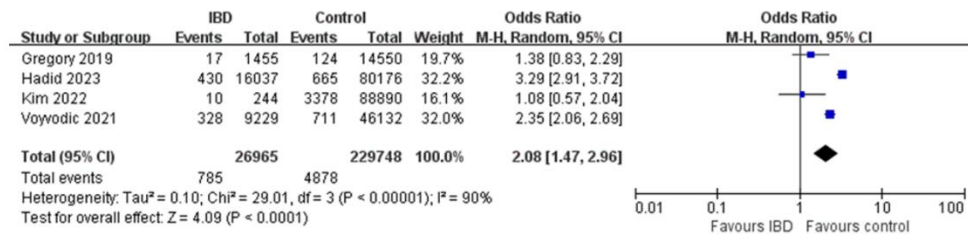
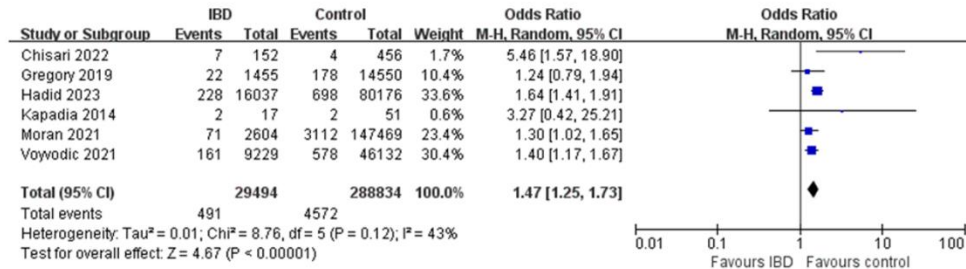


Fig a. Forest plots of a) medical complications and b) surgical complications. CI, confidence interval; IBD, inflammatory bowel disease; M-H, Mantel-Haenszel.

A



B



C

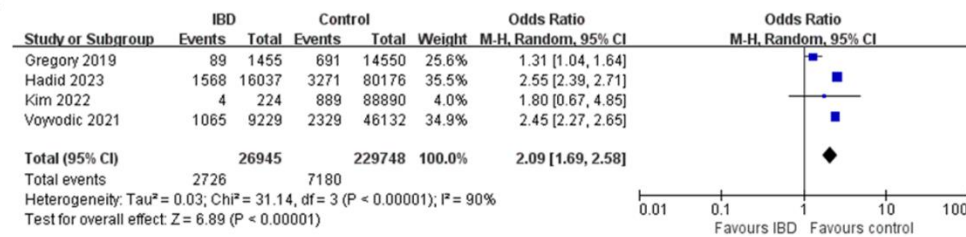


Fig b. Forest plots of a) pneumonia, b) joint infection, and c) urinary tract infection. CI, confidence interval; IBD, inflammatory bowel disease; M-H, Mantel-Haenszel.