

■ SUPPLEMENTARY MATERIAL

Table i. WHIT EQ-5D item breakdown at baseline; percentage (%) reporting each level of problem for (n = 151) by age group

Age Group	60 to 69			70 to 79			80+		
	1	2	3	1	2	3	1	2	3
n	17			35			99		
EQ-5D Category	1	2	3	1	2	3	1	2	3
Mobility	76.5	23.5	0.0	45.7	54.3	0.0	35.4	62.6	2.0
Self care	100.0	0.0	0.0	74.3	25.7	0.0	66.7	29.3	4.0
Usual activities	88.2	5.9	5.9	65.7	22.9	11.4	42.4	45.5	12.1
Pain	70.6	23.5	5.9	37.1	48.6	14.3	42.4	50.5	7.1
Anxiety	82.4	17.7	0.0	45.7	48.6	5.7	55.6	39.4	5.1

Table ii. WHITE EQ-5D item breakdown at baseline; percentage (%) reporting each level of problem for (n = 234) by age group

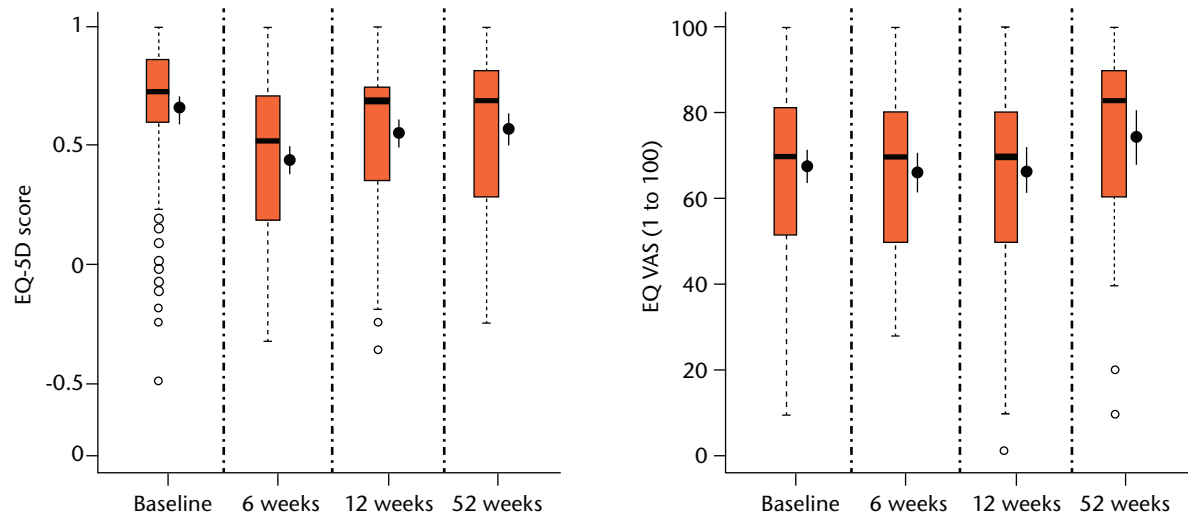
Age Group	60 to 69			70 to 79			80+		
	1	2	3	1	2	3	1	2	3
N	12			61			161		
EQ-5D Category	1	2	3	1	2	3	1	2	3
Mobility	58.3	41.7	0.0	39.3	59.0	1.6	28.9	68.6	2.5
Self care	75.0	16.7	8.3	53.3	28.3	18.3	47.2	31.5	21.4
Usual activities	75.0	16.7	8.3	42.6	32.8	24.6	37.7	30.2	32.1
Pain	75.0	16.7	8.3	45.9	44.3	9.8	51.0	40.7	8.4
Anxiety	75.0	25.0	0.0	63.3	25.0	11.7	62.8	30.1	7.1

Table iii. Summary of EQ-5D for demented and non-demented participants for WHITE at baseline (Base), and four weeks (4w) and four months (4m)

	Demented			Non-demented		
	Base	4 w	4 m	Base	4 w	4 m
n	98	67	39	138	92	49
Range	(-0.430 to 1)	(-0.590 to 0.880)	(-0.590 to 1)	(-0.180 to 1)	(-0.330 to 1)	(-0.090 to 1)
Median	0.350	0.140	0.260	0.730	0.505	0.690
Mean	0.390	0.130	0.263	0.658	0.466	0.588
SD	0.307	0.310	0.374	0.328	0.343	0.333
EffectSize*	-	0.847	0.415	-	0.584	0.213
t-test†	-	< 0.001	0.031	-	< 0.001	0.165

*Effect size, change in mean from baseline/baseline standard deviation

†Paired t-test, comparison with baseline data

**Fig. a**

Boxplots for WHIT EQ-5D and EQ VAS at baseline, six, 12 and 52 weeks; symbols (●) and bars show means and 95% confidence intervals

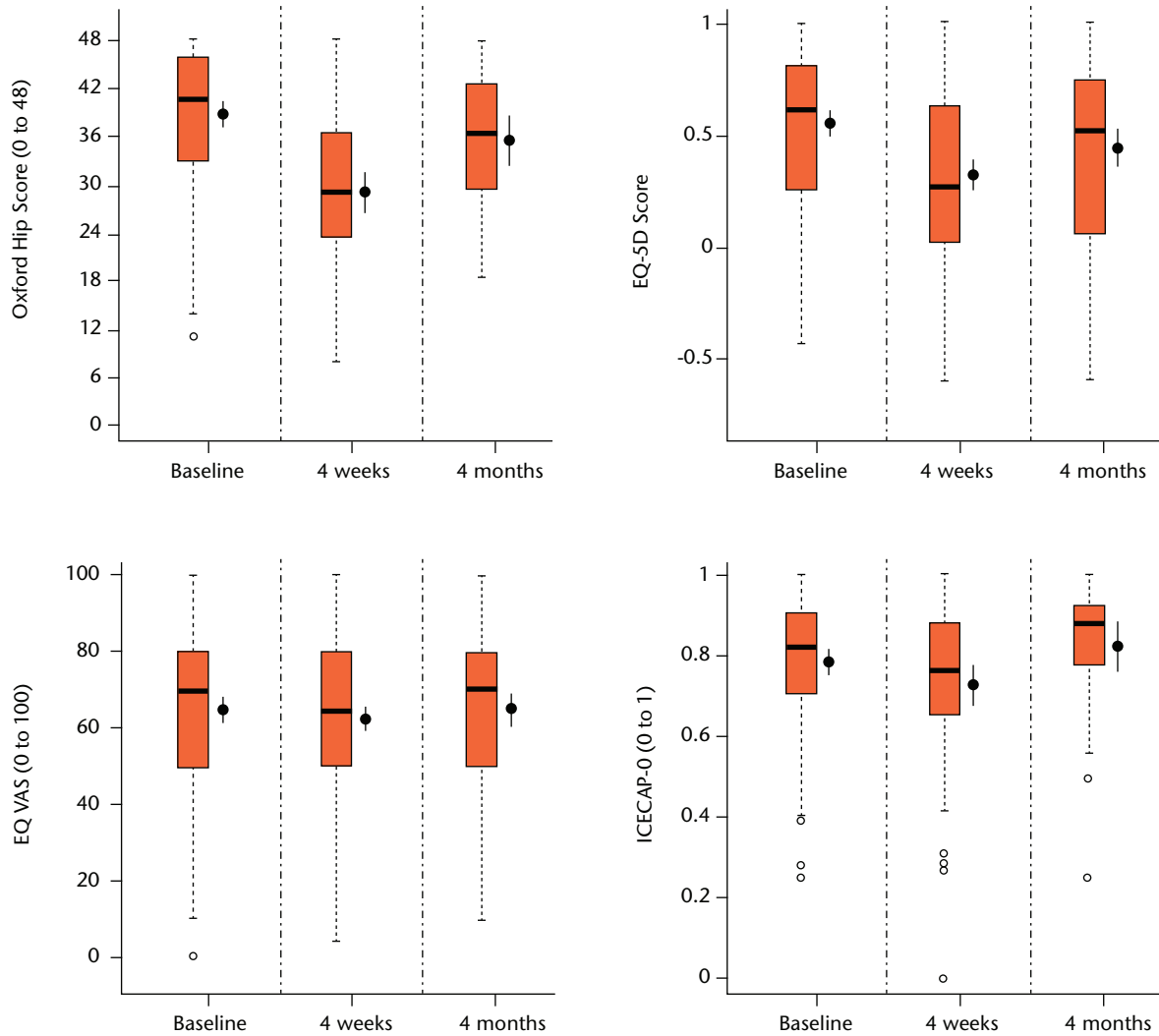


Fig. b

Boxplots showing distribution of OHS, EQ-5D, EQ VAS and ICECAP-O for WHITE at baseline, four weeks and four months; symbols (●) and bars show means and 95% confidence intervals

EQ-5D (select most appropriate statement from each of five domains):

Mobility:

I have no problems in walking about
I have some problems in walking about
I am confined to bed

Self care:

I have no problems with self-care
I have some problems washing or dressing myself
I am unable to wash or dress myself

Usual activities (e.g., work, study, housework, family, or leisure activities):

I have no problems with performing my usual activities
I have some problems with performing my usual activities
I am unable to perform my usual activities

Pain (discomfort):

I have no pain or discomfort
I have moderate pain or discomfort
I have extreme pain or discomfort

Anxiety (depression):

I am not anxious or depressed
I am moderately anxious or depressed
I am extremely anxious or depressed

OHS (select most appropriate statement from each of 12 items):

- OHS 1 How would you describe the pain you usually feel from your hip? *None, Very mild, Mild, Moderate, Severe*
- OHS 2 Have you had any trouble washing and drying yourself (all over) because of your hip? *No trouble at all, Very little trouble, Moderate trouble, Extreme difficulty, Impossible to do*
- OHS 3 Have you had any trouble getting in and out of a car or using public transport because of your hip? (whichever you tend to use) *No trouble at all, Very little trouble, Moderate trouble, Extreme difficulty, Impossible to do*
- OHS 4 Have you been able to put on a pair of socks, stockings or tights? *Yes easily, With little difficulty, With moderate difficulty, With extreme difficulty, No impossible*
- OHS 5 Could you do the household shopping on your own? *Yes easily, With little difficulty, With moderate difficulty, With extreme difficulty, No impossible*
- OHS 6 For how long have you been able to walk until the pain from your hip becomes severe? (with or without A Stick) *No pain for 30 minutes or more, 16 to 30 minutes, 5 to 15 minutes, Around the house only, Not at all*
- OHS 7 Have you been able to climb a flight of stairs? *Yes easily, With little difficulty, With moderate difficulty, With extreme difficulty, No impossible*
- OHS 8 After a meal (eat at a table), how painful has it been for you to stand up from a chair? *Not at all painful, Slightly painful, Moderately painful, Very painful, Unbearable*
- OHS 9 Have you been limping when walking, because of your hip? *Rarely/never, Sometimes or just at first, Often, not just at first, Most of the time, All of the time*
- OHS 10 Have you had any sudden severe pain - shooting stabbing or spasms - from the affected hip? *No days, Only 1 or 2 days, Some days, Most days, Every day*
- OHS 11 How much has pain from your hip interfered with your usual work (including housework)? *Not at all, A little bit, Moderately, Greatly, Totally*
- OHS 12 Have you been troubled by pain from your hip in bed at night? *No nights, Only 1 or 2 nights, Some nights, Most nights, Every night*

Fig. c

Item-to-item correlation analysis between OHS and EQ-5D

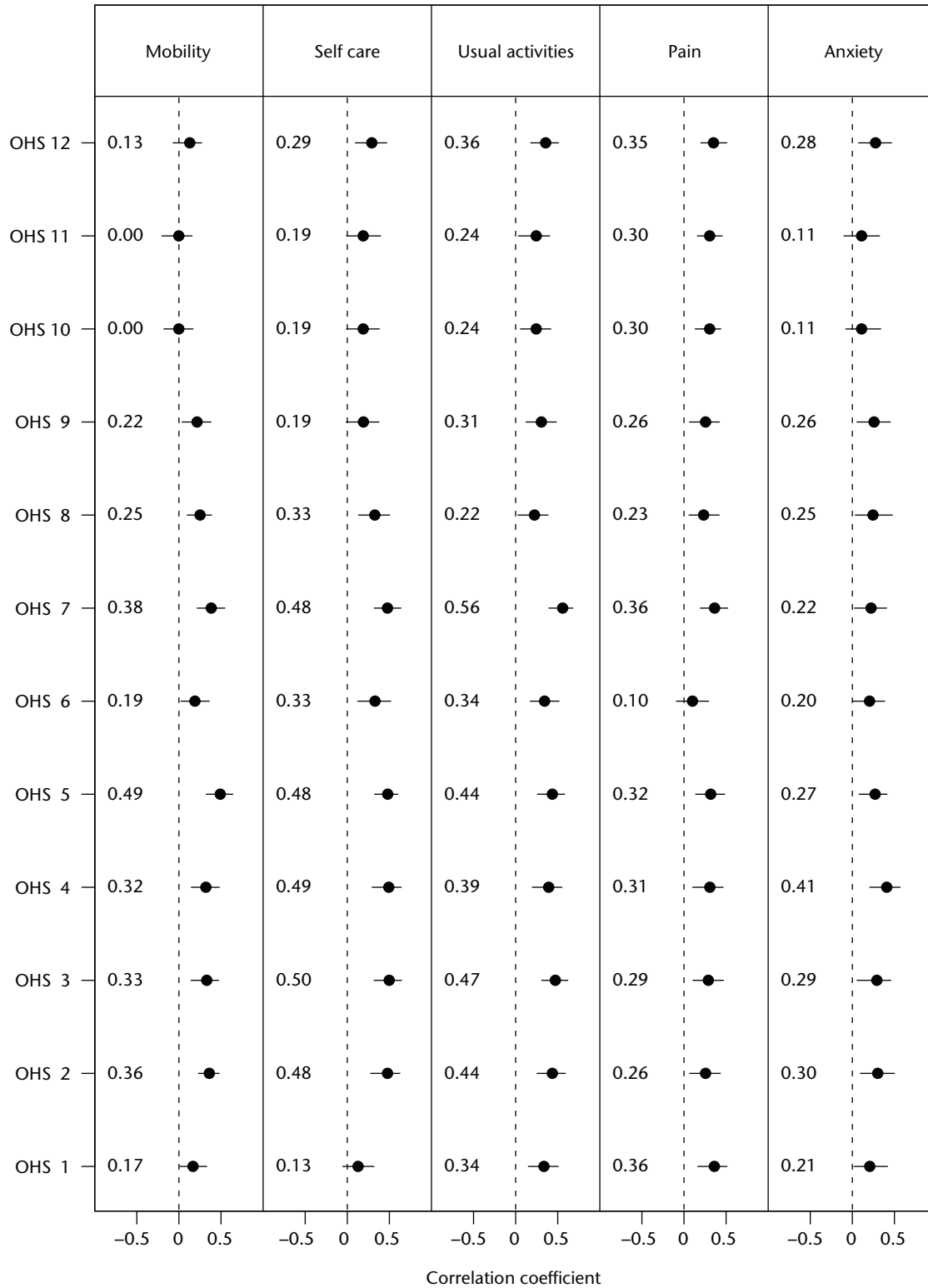


Fig. d

Item-to-item correlations between EQ-5D and OHS at Baseline Correlations, and schematic plots of correlations (●) 95% confidence intervals (1000 bootstrap samples), for WHITE EQ-5D and OHS individual items at Baseline

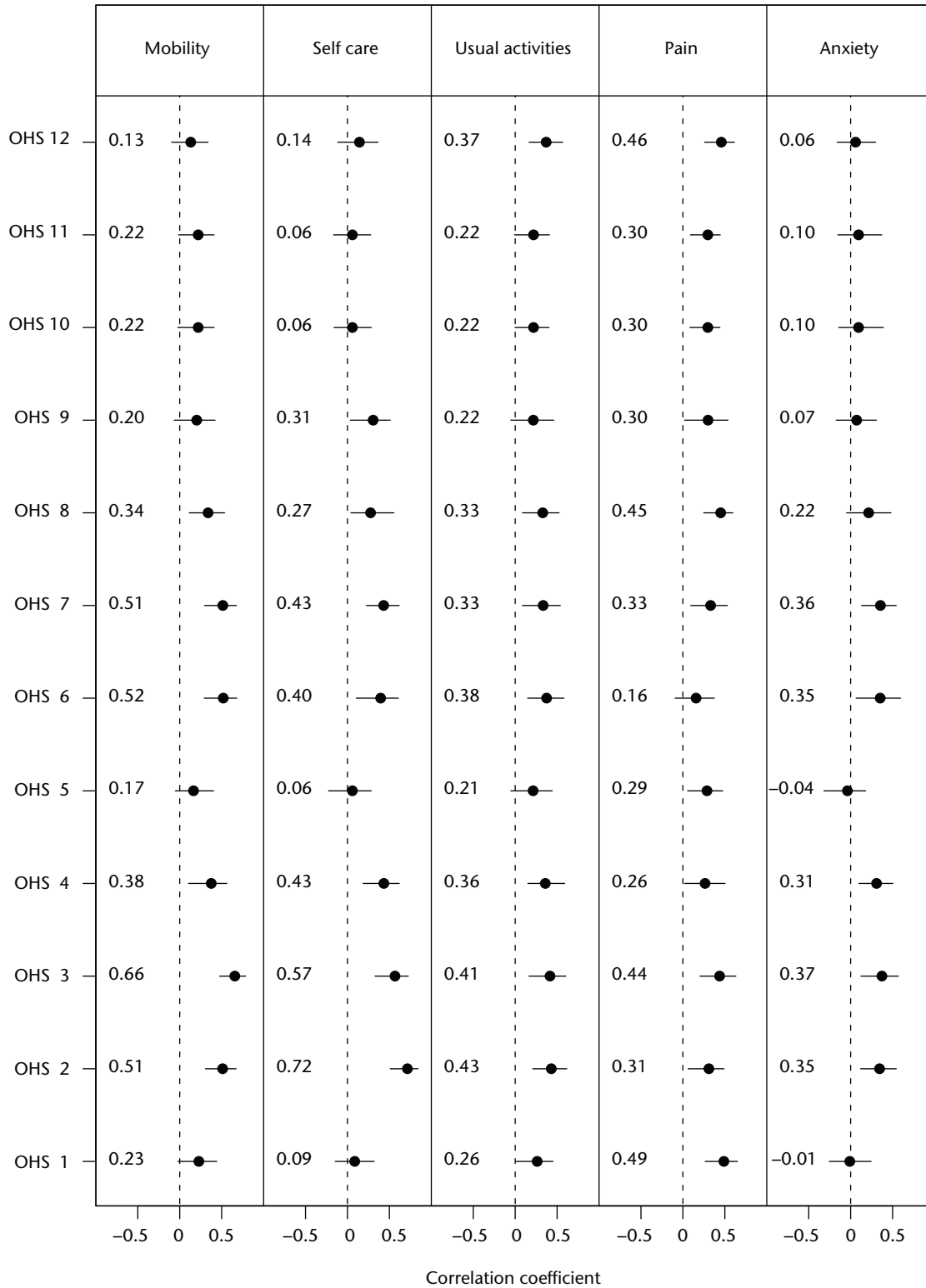


Fig. e

Correlations, and schematic plots of correlations (●) 95% confidence intervals (1000 bootstrap samples), for WHITE EQ-5D and OHS individual items at four weeks

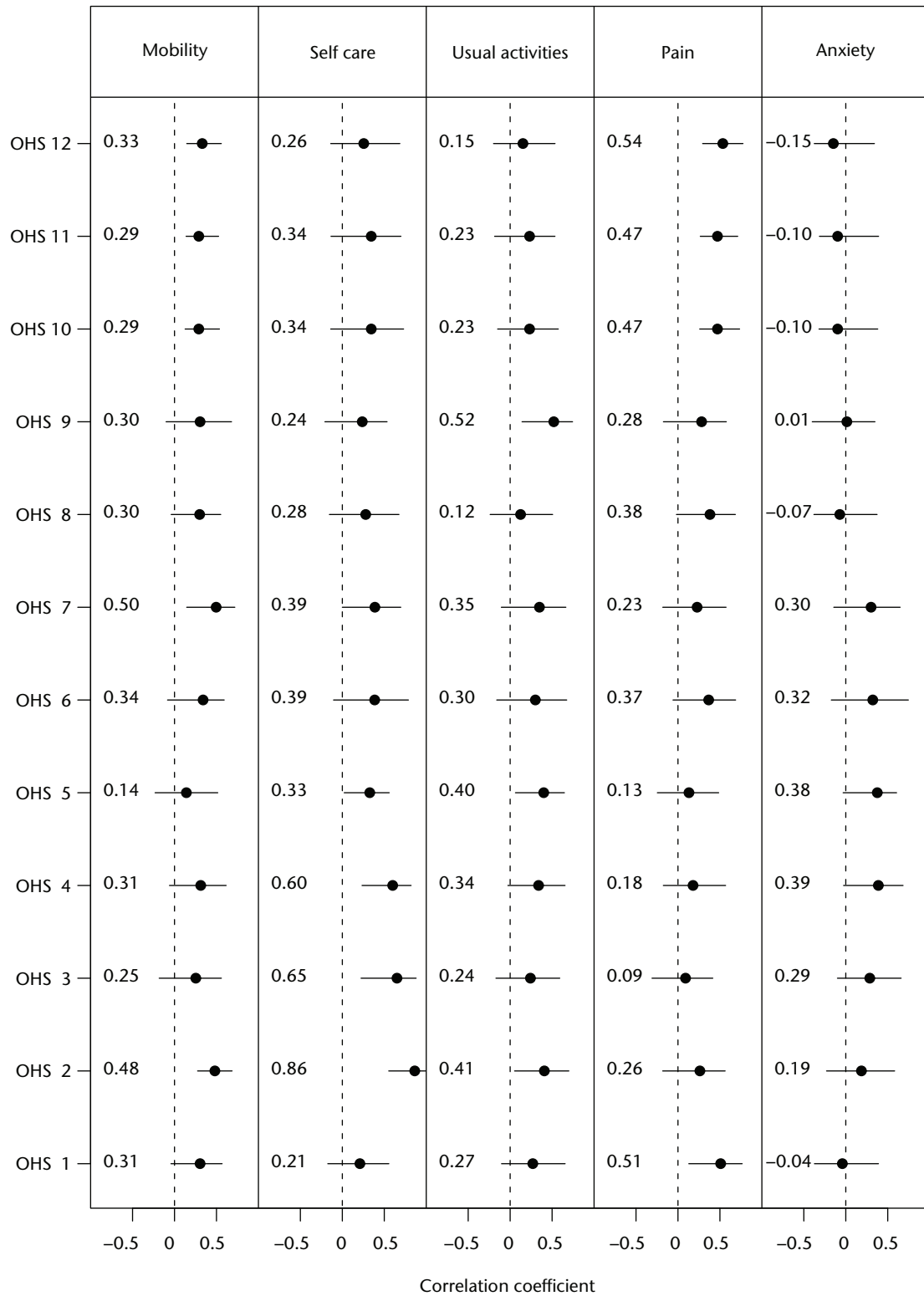


Fig. f

Correlations, and schematic plots of correlations (●) 95% confidence intervals (1000 bootstrap samples), for WHITE EQ-5D and OHS individual items at 4 months